

## Snow Day Packet 1

\*\* If you do not have access to a printer please do not worry about it. Just have your child tell you the answers to these worksheets verbally. Please help your child with anything they seem to struggle with - making sure they understand how and why the correct answer works.

### Religion:

- To reinforce that Mary is to be honored because she is Jesus' mom
- Complete "Mary paper"
- Pray the Hail Mary 3 times
- <https://www.youtube.com/watch?v=tBc62XFhFkc>

### Math:

- reinforce the concept of subtraction - finding differences
- Complete both pages using the pictures to help
- [https://www.youtube.com/watch?v=rqiu\\_xcvSk4](https://www.youtube.com/watch?v=rqiu_xcvSk4)

### Phonics:

- Review the shape of uppercase and lowercase letters
- Complete alphabet paper
- <https://www.youtube.com/watch?v=59u6Kaluscl>

### Handwriting

- Reinforce the handwriting of your first name.
- Write your first name 1 time on each line in your best handwriting on the included paper or any lined paper you have at home

### Word Work:

- reinforce the sight words
- Complete the sight word worksheet
- Read each word out loud as you color them
- <https://www.youtube.com/watch?v=0h1Q7SVKG0A>

### Reading:

- Using any book at home, or on-line books...
- Practice reading using your "super-reading powers" - pointer power(pointing at words), picture power(use pictures to help with words), letter sound power, sight word power, partner power (other person's help)
- <https://justbooksreadaloud.com/IndexCategory.php?t=All>
- (sample of a read aloud website)

### Writing:

- Create a story using this "story starter".. "We will play...."
- Use the picture handwriting paper or any paper you have at home.
- Remember to start each sentence with an uppercase letter, leave a space between each word, put a period at the end of the sentence, and have your picture match the words.

### Optional Extra Activity Ideas if Wanted:

- Practice math skills on the IXL website
- Have "quiet reading" time
- Practice the words in your Brag Bag
- Practice counting to 100 by 1's and 10's
- Say the Pledge of Allegiance
- Sing some songs you know
- Exercise inside or outside
- Say your prayers throughout the day




Name \_\_\_\_\_

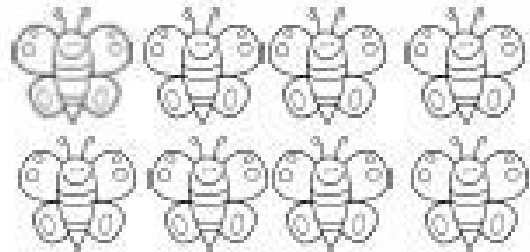
# Spring Insects Subtraction

Solve. Draw an X on the pictures that are subtracted.


$$10 - 4 = \underline{\hspace{2cm}}$$




$$8 - 3 = \underline{\hspace{2cm}}$$




$$6 - 5 = \underline{\hspace{2cm}}$$



$$10 - 8 = \underline{\hspace{2cm}}$$



$$7 - 4 = \underline{\hspace{2cm}}$$




$$9 - 6 = \underline{\hspace{2cm}}$$




# Butterfly Garden Subtraction

Use the  
pictures to help  
subtract.


$$9 - 5 = \underline{\quad}$$




$$10 - 4 = \underline{\quad}$$




$$8 - 2 = \underline{\quad}$$




$$8 - 4 = \underline{\quad}$$




$$10 - 5 = \underline{\quad}$$



$$9 - 8 = \underline{\quad}$$





Name \_\_\_\_\_

# Froggy School

## Alphabet Match

Directions: Cut and paste the lowercase letters into the box next to the matching capital letters.

B

K

S

A

O

M

H

R

I

Q

E

T

a

b

e

h

i

k

m


o

q

r


s

t



Name \_\_\_\_\_

Color by Code:  
I = red    can = blue  
we = yellow    the = green



I	the	can	we
the	can	we	I
can	I	the	can
the	we	I	the
I	the	can	we

I can write a sentence with one of my sight words!

\_\_\_\_\_

\_\_\_\_\_

Name \_\_\_\_\_ Date \_\_\_\_\_

Name \_\_\_\_\_ Date \_\_\_\_\_

[illegible]